

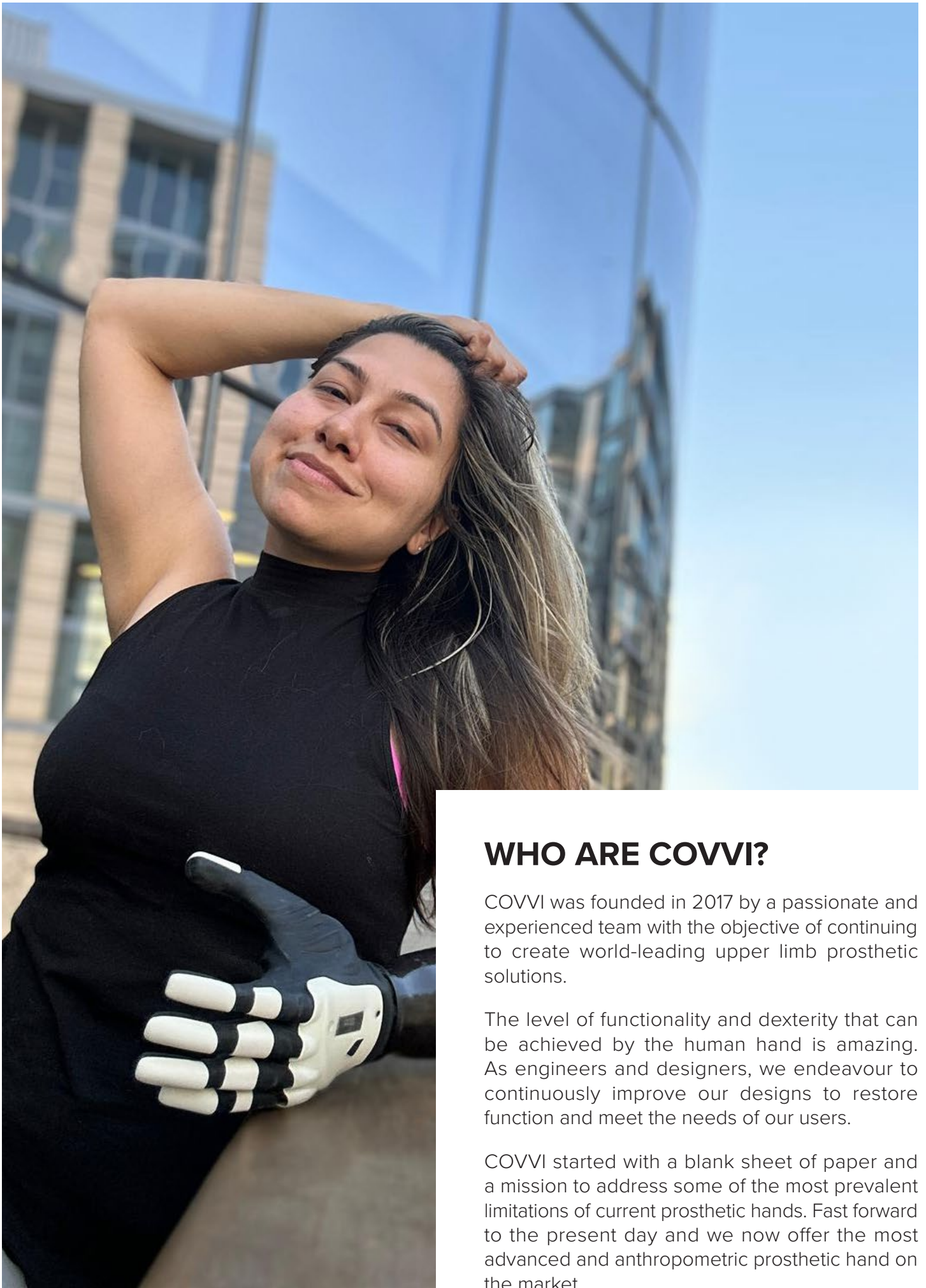


In Association With

COAPT

COVVI
Partners in Prosthetics






WHO ARE COVVI?

COVVI was founded in 2017 by a passionate and experienced team with the objective of continuing to create world-leading upper limb prosthetic solutions.

The level of functionality and dexterity that can be achieved by the human hand is amazing. As engineers and designers, we endeavour to continuously improve our designs to restore function and meet the needs of our users.

COVVI started with a blank sheet of paper and a mission to address some of the most prevalent limitations of current prosthetic hands. Fast forward to the present day and we now offer the most advanced and anthropometric prosthetic hand on the market.



WHAT DEFINES COVVI?

COVVI is a portmanteau of the Latin 'Coperor' and 'Vita', translating as 'working together' and 'life'.

CO+[V]VI

Our name was formulated to reflect our single driving intention to change multiple lives together forever through harnessing endless connections to make anything possible. With our name came our 'delta' logo, which also has meaningful origins as a symbol of change and doing things differently.

The COVVI Hand was born from a genuine passion for prosthetics and helping others. Through 10 years of working in the industry alongside clinicians and listening to users we have developed a sincere appreciation for how difficult prosthetics are to use and how poor devices do not address or resolve this. After the initial excitement of a new device, these frustrations frequently result in the prosthetic device being rejected, which we see as a personal failure. In today's world there are so many products and designs that we simply do not need, yet in the field of prosthetics so much is still to be done.



THE POWER OF COAPT

Coapt is the maker of Complete Control advanced pattern recognition myoelectric control technology for upper limb prosthetics, such as the COVVI Hand. Their Gen2 Complete Control kit unleashes an unprecedented level of personal, intuitive control, making prosthesis function more intuitive for those with upper limb amputation or congenital limb difference.

Most upper limb myoelectric-controlled prosthesis components on the market today can be integrated with this controller kit. From wrist disarticulation to forequarter limb differences, Coapt Complete Control provides users with an add-on system that gives them the capability to personalise control, using their personal muscle movements. Complete Control doesn't require users to be as precise as other forms of prosthetics controllers. Their prostheses, therefore, feel more like an extension of their bodies, rather than a machine requiring carefully practised inputs.

All it takes is the push of a button to begin using this advanced prosthetic control and experience the benefits. It quickly learns the user's arm motions through a calibration that takes less than a minute to provide full functionality. This means that, unlike other myoelectric prosthetics, devices equipped with this technology do not need to be removed for adjustments or recalibration.

Find out more: <https://www.covvi.com/coapt/>




SEAMLESSLY COMPATIBLE PATTERN RECOGNITION

The main advantage of the COVVI Hand when paired with Coapt is that users have access to our 10+ trigger switches that can be used flawlessly alongside Coapt's pattern recognition.

When not using the COVVI Hand, users have less access to programmable or physical triggers and the number of grip patterns that can be accessed is only relative to the number of distinct muscular patterns the user is capable of recording. This can be particularly restrictive for more proximal levels of limb absence in which the functional loss is much greater, and the number of distinct muscle patterns can be limited.

To find components compatible with the COVVI Hand and Coapt's Complete Control, Coapt has built a compatibility tool to streamline the compatibility options.

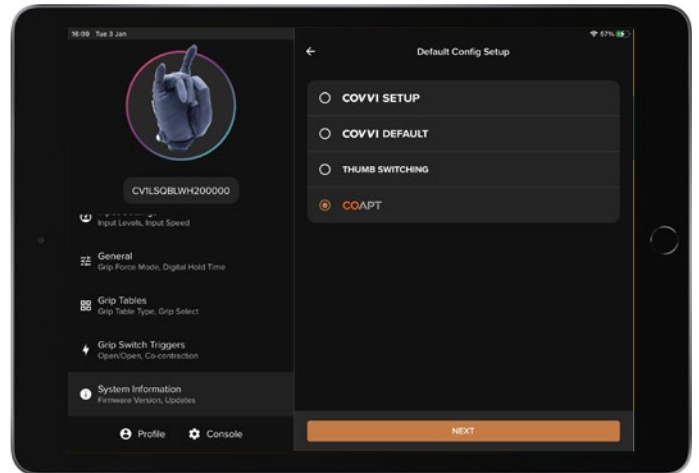
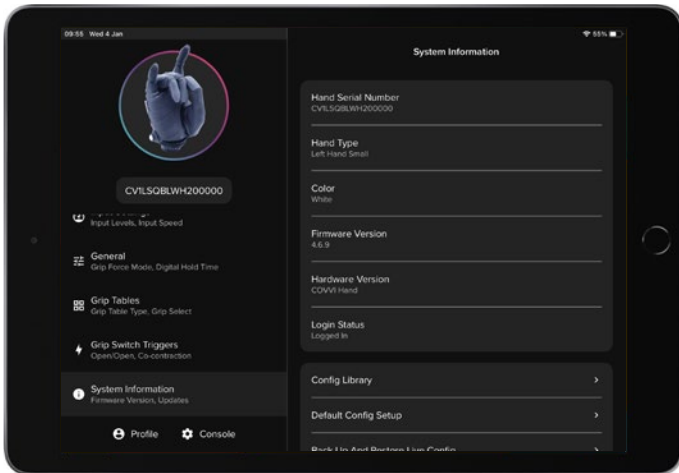
<https://coaptengineering.com/compatibility-tool/>



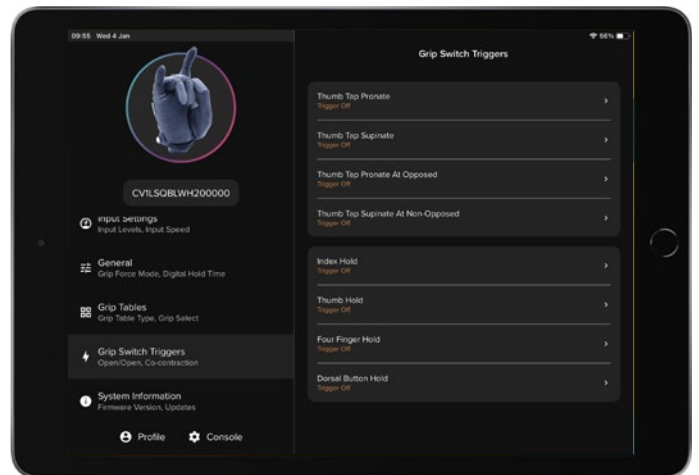
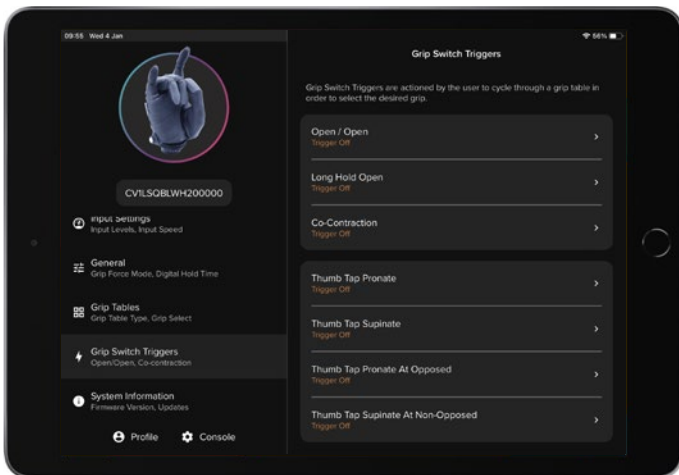
HOW TO CONFIGURE COAPT WITH THE COVVI HAND

Option 1 Multi-Function Hand Operation

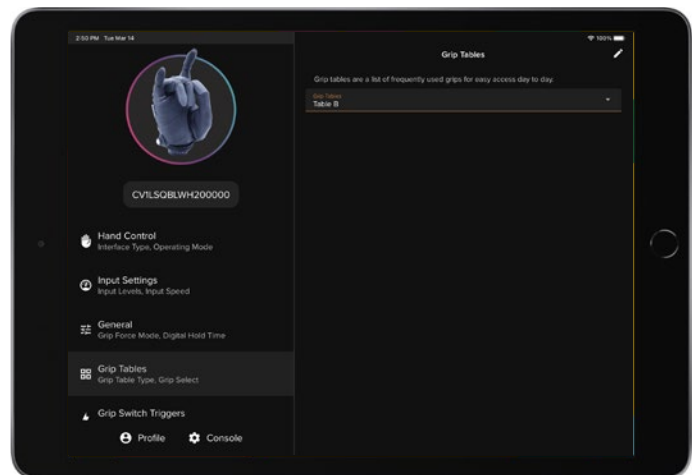
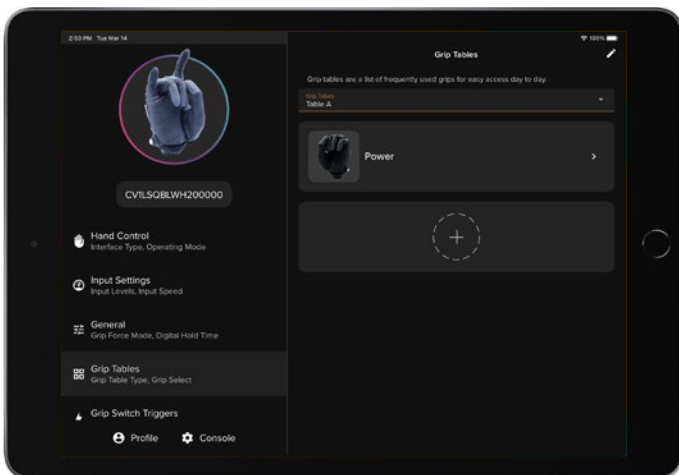
Open the COVVI Go App, choose Default Configuration Setup in System Information and then select the 'Coapt' option to continue.



Confirm all Trigger Switches have been set to 'Trigger OFF'.



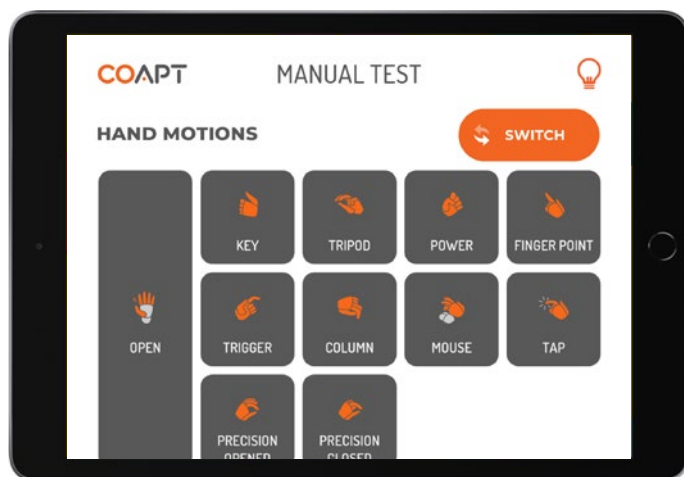
Ensure that only either Power or Tripod Grip has been selected in Table A, this will be the assigned default grip pattern. All other Grip Tables should be empty at this stage



HOW TO CONFIGURE COAPT WITH THE COVVI HAND

Download and go to the Coapt Control Companion™ mobile app. Follow the instructions. For the terminal device, the Multifunction version of Coapt pattern recognition will allow for up to ten functional grip patterns, plus open, to be assigned.

Record and assign muscular patterns to the user's preferred grips in Coapt Control Companion. In the presence of optional componentry e.g. wrist rotator, elbow unit, the necessary muscular patterns should also be recorded at this stage. Once complete, disconnect the prosthesis from the Coapt app and reconnect to the COVVI Go App.



Use Trigger Switches to map requested grips and gestures to the COVVI Hand. All Trigger Switches will be available to select, except 'Co-contraction' as this strategy is not available with any pattern recognition system.

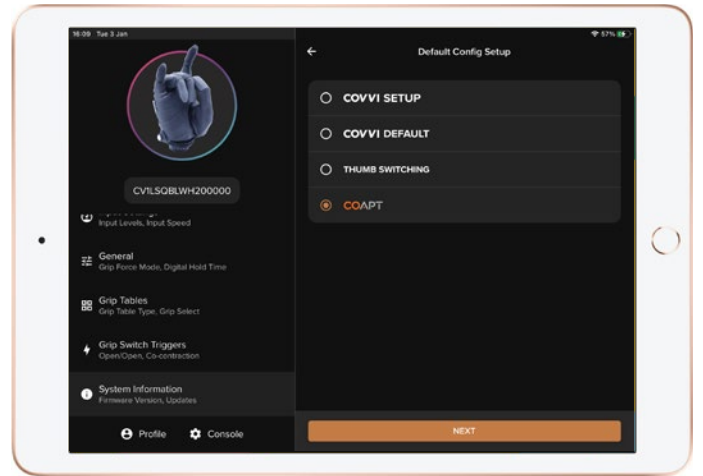
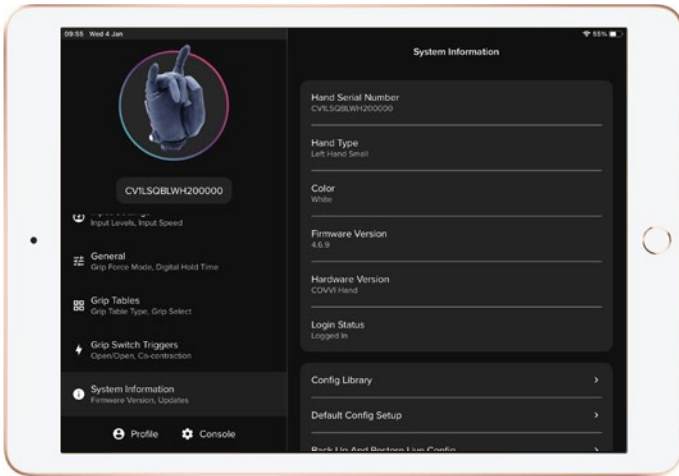
Trigger Switches unique to the COVVI Hand, for example, Index Hold, Thumb Hold, Four Finger Hold and Thumb Tap (Pronate/Supinate) are recommended for ease of use and coherent pairing of these advanced technologies. Once the preferred Trigger Switches have been selected, these can be mapped either directly to a Grip Pattern or can be used alongside our Grip Tables to be assigned to numerous available actions, for example 'Next Grip'.

Please Note: Upon connecting the COVVI Hand, should you experience any issues whereby Coapt does not recognise the device, then please cycle the power on and off.

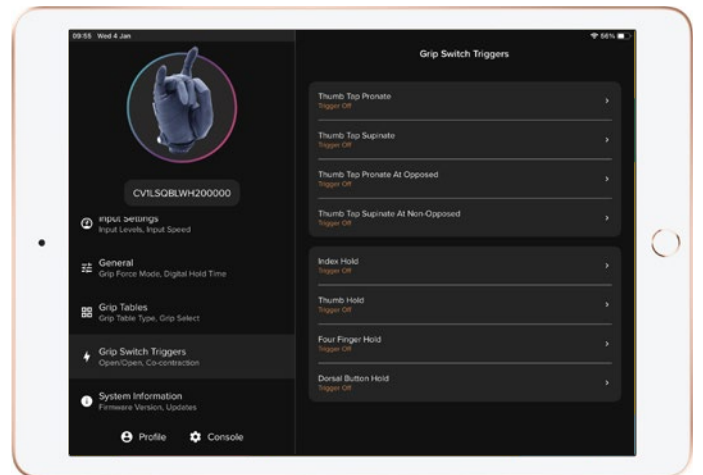
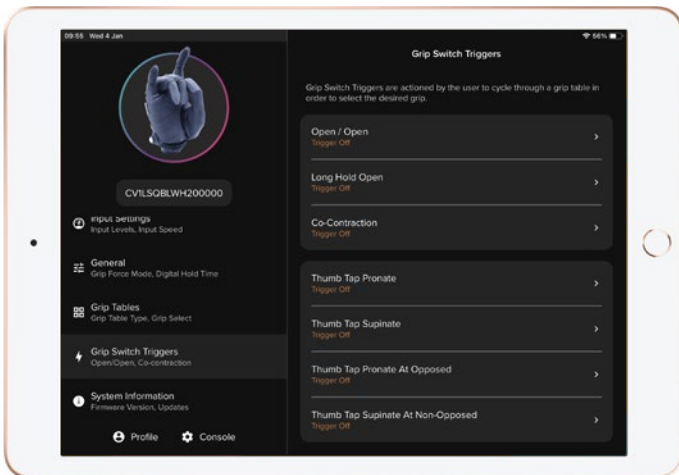
HOW TO CONFIGURE COAPT WITH THE COVVI HAND

Option 2 Open/Close Only Operation

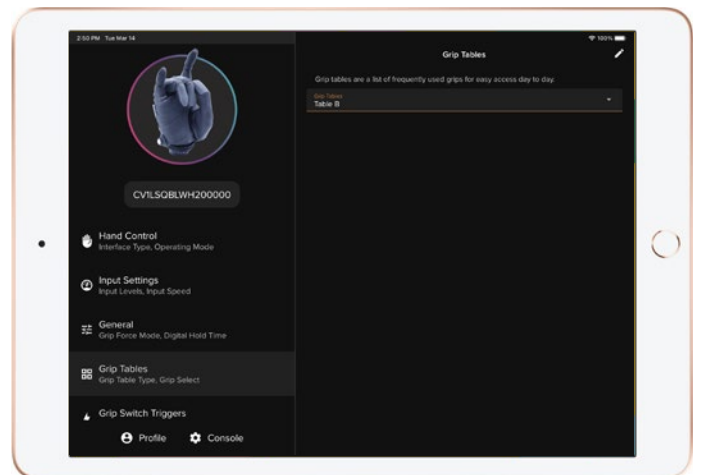
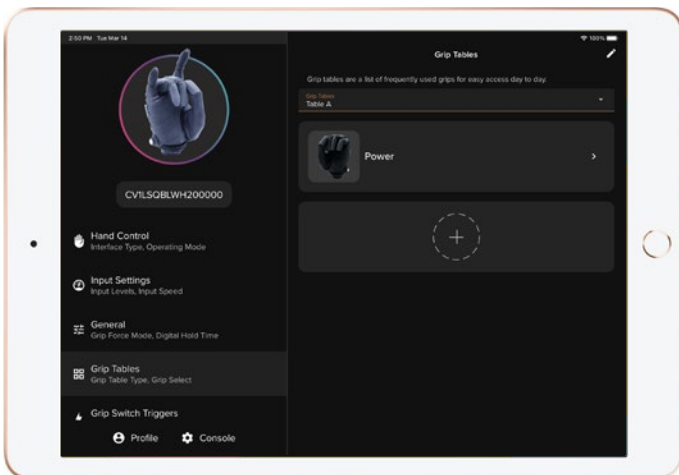
Open the COVVI Go App, choose Default Configuration Setup in System Information and then select the 'Coapt' option to continue.



Confirm all Trigger Switches have been set to 'Trigger OFF'.



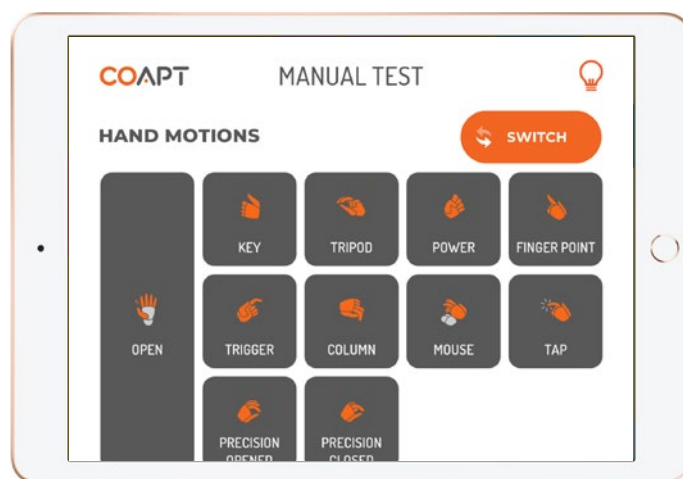
Ensure that only either Power or Tripod Grip has been selected in Table A, this will be the assigned default grip pattern. All other Grip Tables should be empty at this stage



HOW TO CONFIGURE COAPT WITH THE COVVI HAND

Download and go to the Coapt Control Companion™ mobile app. Follow the instructions (For the terminal device, the Open/Close version of Coapt pattern recognition will allow for Open and Close muscular patterns to be recorded).

Record and assign muscular patterns to the user's preferred grips in Coapt Control Companion. In the presence of optional componentry e.g. wrist rotator, elbow unit, the necessary muscular patterns should also be recorded at this stage. Once complete, disconnect the prosthesis from the Coapt app and reconnect to the COVVI Go App.



Use Triggers Switches to map requested grips and gestures to the COVVI Hand. Users can access these by providing the previously assigned terminal device Open and Close muscle patterns. All Trigger Switches will be available to select, except 'Co-contraction' as this strategy is not available with any pattern recognition system.

Trigger Switches unique to the COVVI Hand, for example, Index Hold, Thumb Hold, Four Finger Hold and Thumb Tap (Pronate/Supinate) are recommended for ease of use and coherent pairing of these advanced technologies. Once the preferred Trigger Switches have been selected, these can be mapped either directly to a Grip Pattern or can be used alongside our Grip Tables to be assigned to numerous available actions, for example 'Next Grip'.

Please Note: Upon connecting the COVVI Hand, should you experience any issues whereby Coapt does not recognise the device, then please cycle the power on and off.



[instagram.com/covvi](https://www.instagram.com/covvi)



twitter.com/covvi



[facebook.com/covvi](https://www.facebook.com/covvi)



[linkedin.com/company/covvi](https://www.linkedin.com/company/covvi)



Phone: +44 (0)20 3949 9500
Email: customerservice@covvi.com
Website: www.covvi.com



COVVI Ltd.,
Unit 4 (Direct House),
Quayside Business Park,
Leeds, LS10 1DJ

v1.0.0 | July 2023